


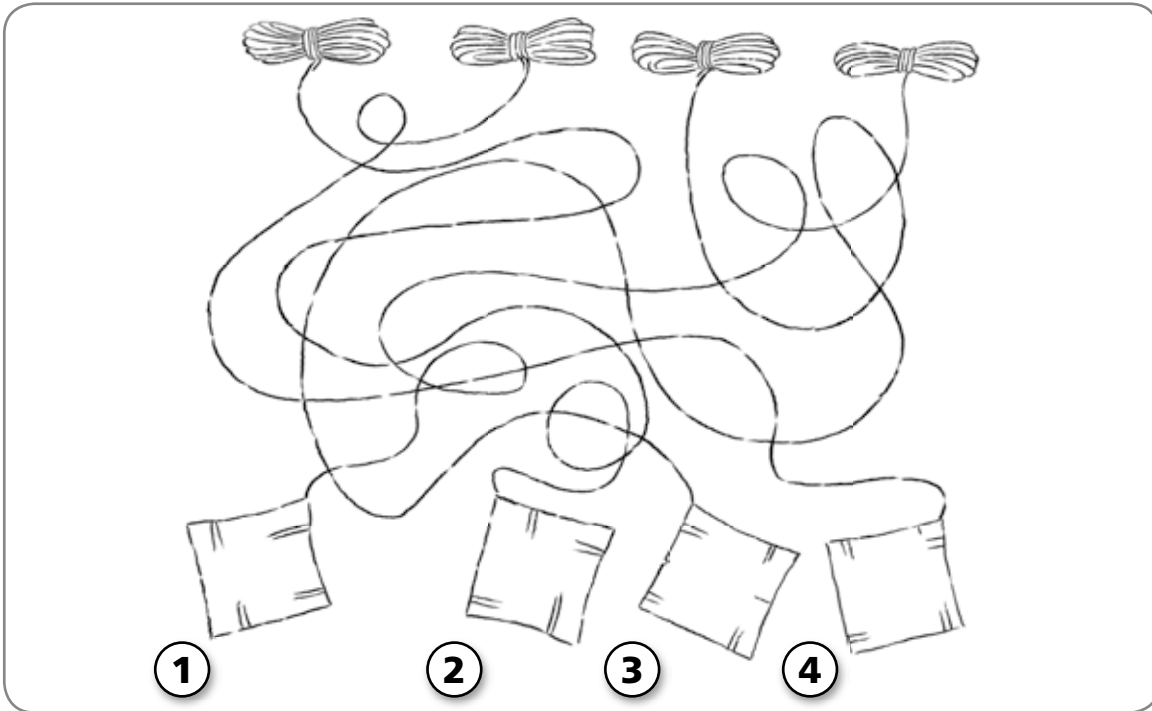
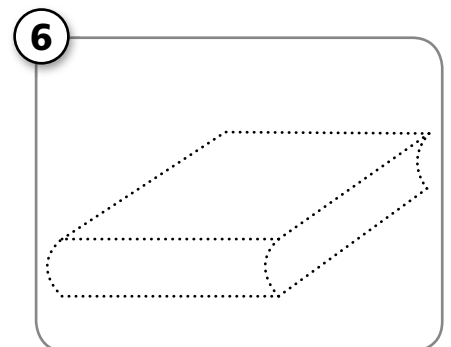


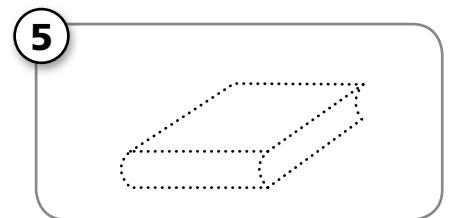




3 Listen and colour. Then find, colour and say.   
 Posłuchaj i pokoloruj kłębki. Potem znajdź robótki, pokoloruj je i powiedz.









13 Listen and say. Then listen and trace.   
 Posłuchaj i powiedz. Potem posłuchaj i narysuj po śladzie.



5 Listen and point. Then draw, colour and say.

Posłuchaj i wskaż. Potem narysuj, pokoloruj i powiedz.






					
					



8 Count and say. Then write and draw.

Policz zwierzęta w podręczniku i powiedz. Potem napisz i narysuj.



																													
<table border="1"><tr><td></td><td></td><td></td></tr><tr><td></td><td></td><td></td></tr></table>							<table border="1"><tr><td></td><td></td><td></td></tr><tr><td></td><td></td><td></td></tr></table>							<table border="1"><tr><td></td><td></td><td></td></tr><tr><td></td><td></td><td></td></tr></table>							<table border="1"><tr><td>2</td></tr><tr><td></td></tr></table>	2		<table border="1"><tr><td>1</td></tr><tr><td></td></tr></table>	1		<table border="1"><tr><td>2</td></tr><tr><td></td></tr></table>	2	
2																													
1																													
2																													

5 Listen and chant. Then draw, trace and match.

CD 1.52



Posłuchaj rymowanki i powtórz ją. Potem narysuj, napisz po śladzie i połącz.

6	7	8	9	10



7 Listen and circle. Then trace and say.

CD 1.58



Posłuchaj i zakreśl. Potem napisz po śladzie i powiedz.

<p>① </p> <p> / </p>	<p>② </p> <p> / </p>	<p>③ </p> <p> / </p>
----------------------	----------------------	----------------------

8 Count and write.

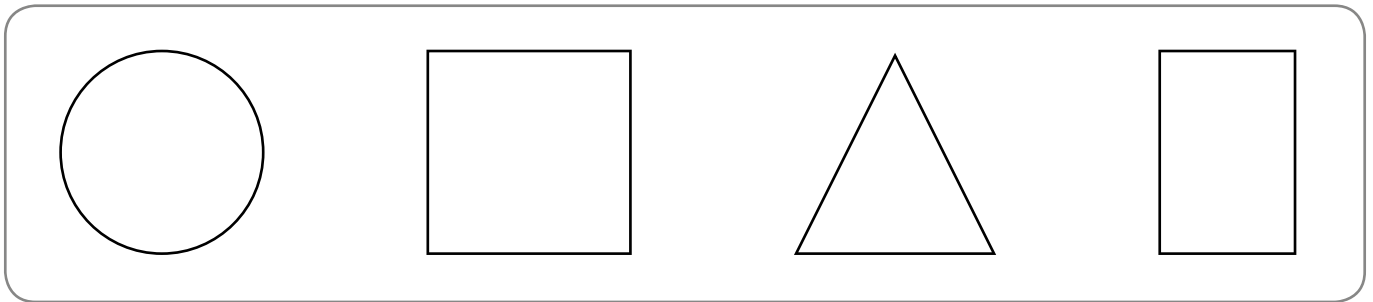
Policz i napisz.

	+		+		=	
	+		+		=	

13 Listen and colour. Then draw, colour and say.



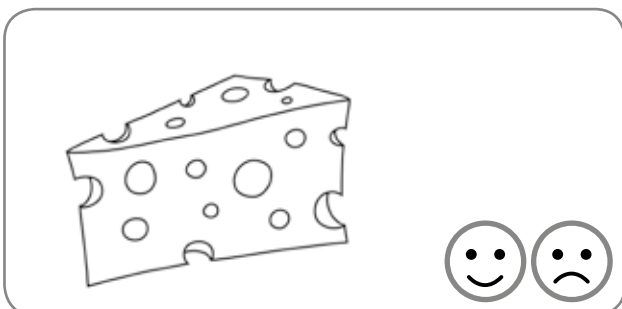
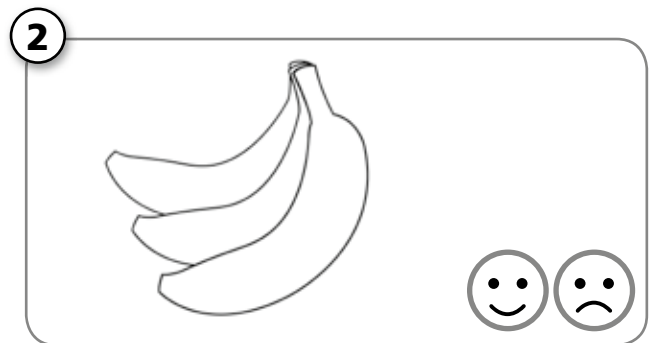
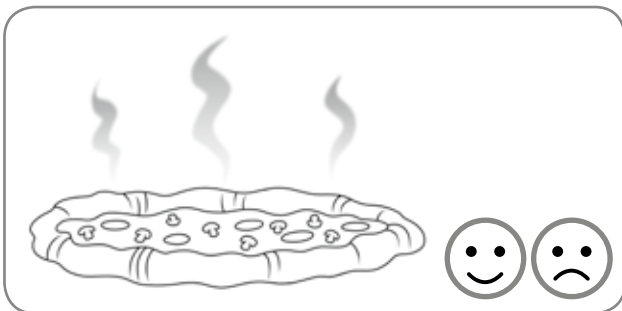
Posłuchaj i pokoloruj. Potem narysuj i powiedz.



4 Circle, colour and say.



Zakreśl buźkę, pokoloruj i powiedz.



7 Listen and draw 😊 or ☹️. **Then say.**
 Posłuchaj i narysuj 😊 lub ☹️. Potem powiedz.



1



Me



2



Me



3



Me



4






Me



16 Find and draw. Then say. ✍️ 🗨️
 Znajdź i narysuj jedzenie, które lubi Chaps. Potem powiedz.

3 Listen and circle. Then trace and say.   

Posłuchaj i zakreśl. Potem napisz po śladzie i powiedz.



2 / 4

2 / 3

5 / 7

4 / 6

hands

feet

fingers

toes



8 Trace, circle and say.  

Narysuj i napisz po śladzie, zakreśl i powiedz.

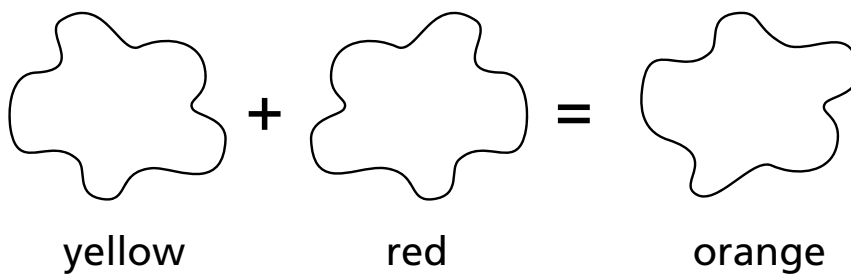
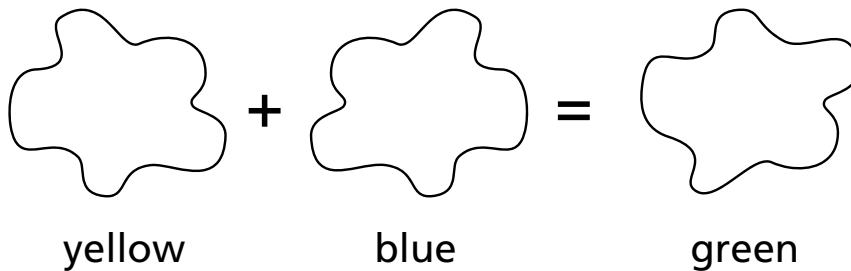


short / long

short / long

short / long

5 Look and read. Then colour and say.  
 Popatrz i przeczytaj. Potem pokoloruj i powiedz.




7 Look, circle and write. Then match and say.  
 Popatrz, zakreśl i napisz. Potem połącz i powiedz.

m o u s e d u c k r a b b i t c a t d o g b i r d h o r s e


 ____ ouse ____ abbit ____ og ____ orse

 ____ uck ____ at ____ ird



4 **Read and draw.** 
Przeczytaj i narysuj.

- 1 chick
- 2 flowers
- 3 eggs



PHOTOCOPIABLE © Pearson Education Ltd. 2015

New English Adventure 1

● ●	● ● ● ●	● ● ● ● ●	● ● ● ● ● ● ● ●	● ● ● ● ● ● ● ● ● ●	● ● ● ● ● ● ● ● ● ●	UNIT 3 16
-----	---------	-----------	-----------------	---------------------	---------------------	--------------------------------------
