
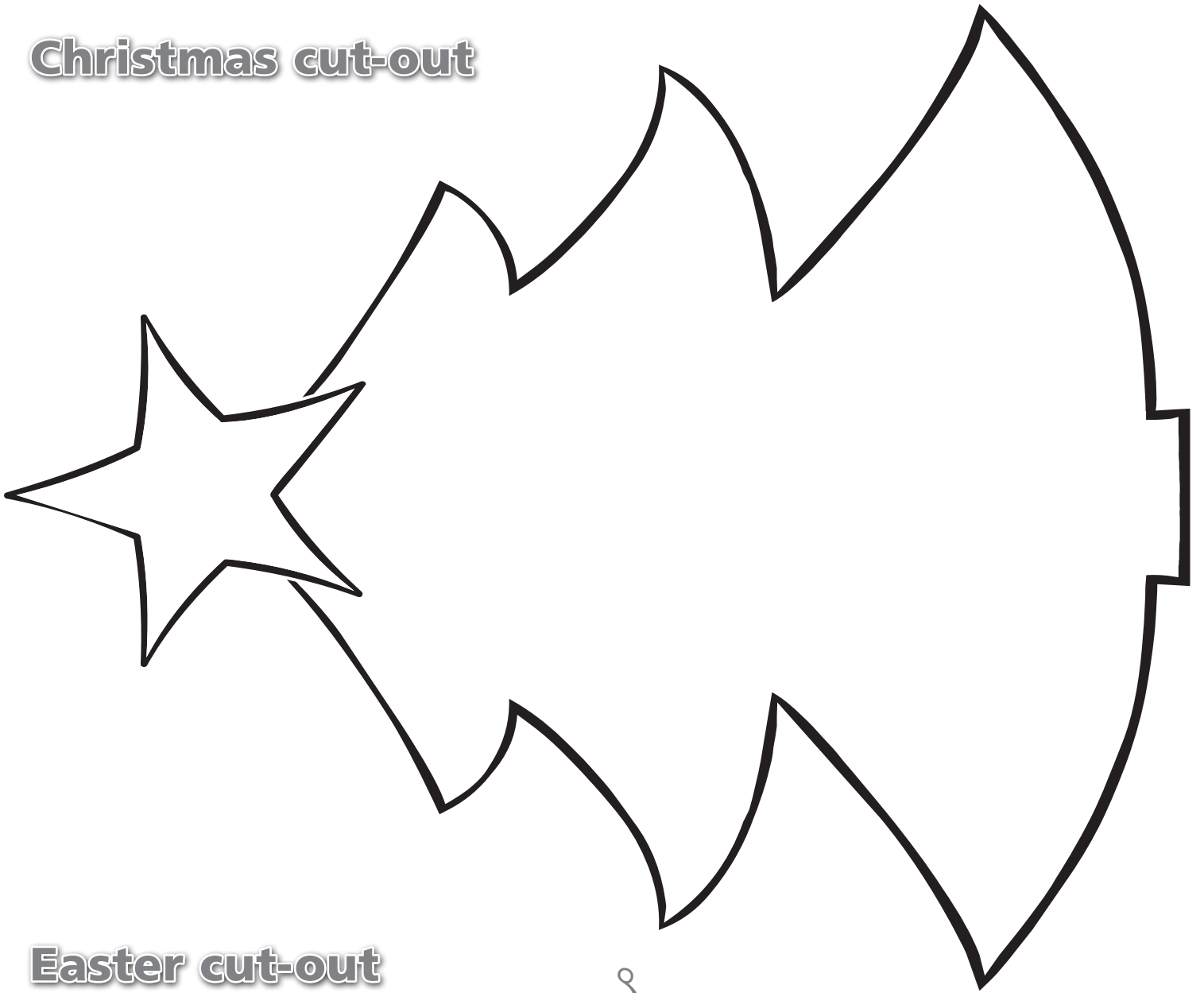



Halloween cut-out



Christmas cut-out



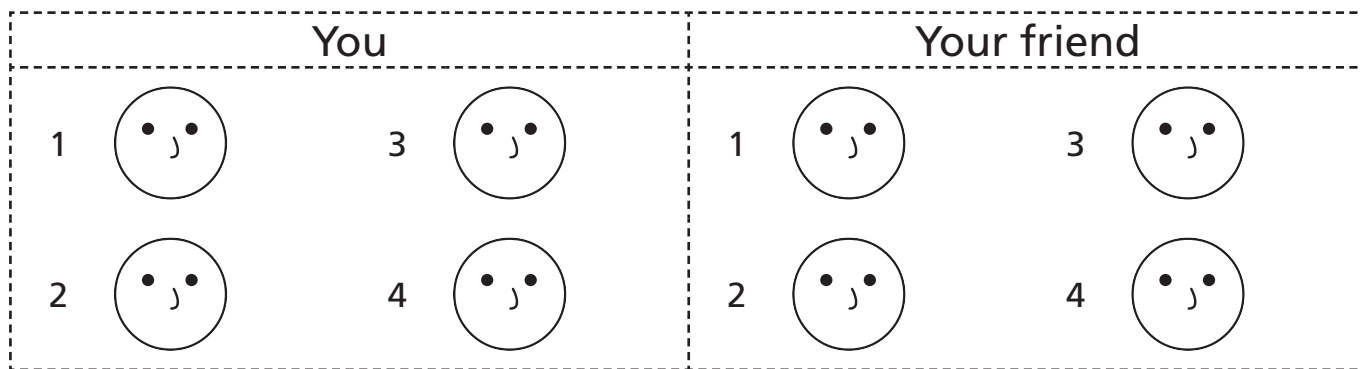
Easter cut-out



Okres bezpodręcznikowy, lekcja 1

Arkusz 1

- 1 Draw. Then talk to your friend and draw.**
Narysuj. Następnie porozmawiaj z kolegą/koleżanką i narysuj.



- 2 Draw and write.**
Narysuj i napisz.

Today I'm  _____.

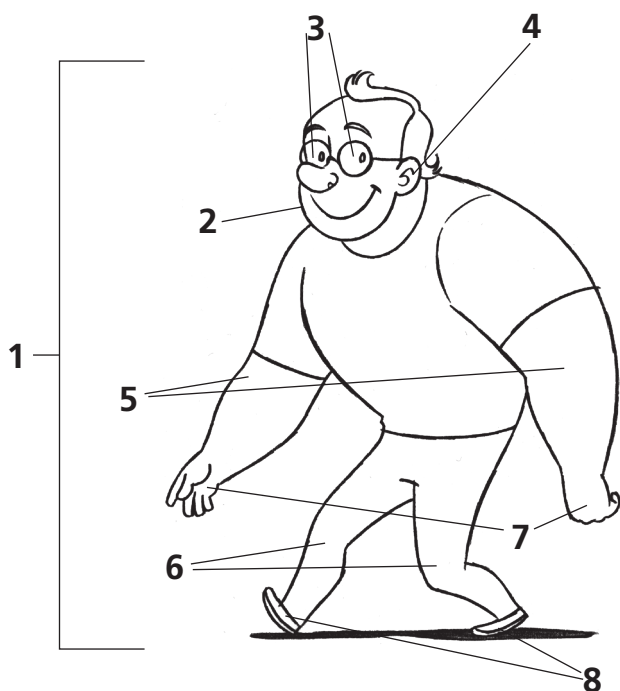


Okres bezpodręcznikowy, lekcja 2

Arkusz 2

- 1 Write and choose. Then listen, colour and say.**
Napisz i wybierz. Następnie posłuchaj, pokoloruj i powiedz.

body eyes head ears arms feet hands legs



- 1 a big / small _____
- 2 a big / small _____
- 3 big / small _____
- 4 big / small _____
- 5 long / short _____
- 6 long / short _____
- 7 big / small _____
- 8 big / small _____

Okres bezpodręcznikowy, lekcja 3

Arkusz 3

1 Read and circle. Then colour and say.
Przeczytaj i zakreśl. Następnie pokoloruj i powiedz.

1 hippo



2 mouse



3 hamster



4 lion



Okres bezpodręcznikowy, lekcja 4

Arkusz 4

1 Read and match. Then listen and colour.
Przeczytaj i połącz linią. Następnie posłuchaj i pokoloruj.

kite

car

ball

teddy bear

boat


train

doll


1



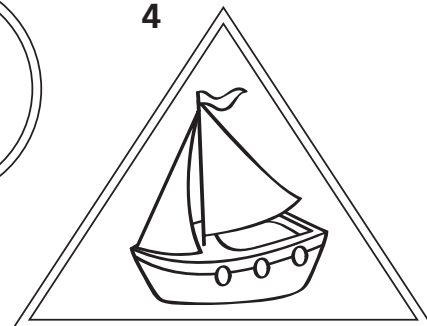
2



3



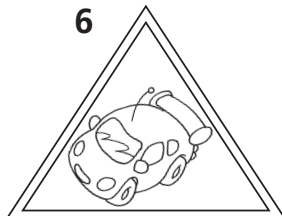
4



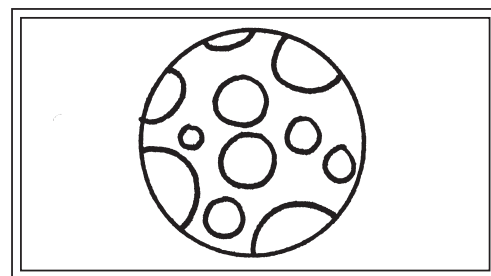
5



6



7



Arkusz 5

- 1 Listen and colour. Then find and match.**
 Posłuchaj i pokoloruj. Następnie znajdź i połącz.

3

1

4

7

10

8

9

6


5

2

O	E	I	G	H	T	C	S
S	I	X	U	F	E	S	E
R	T	P	N	I	N	E	S
F	H	M	O	V	I	V	P
T	R	N	T	E	S	E	F
D	E	F	W	I	O	N	E
A	E	F	O	U	R	F	B


- 2 Count and write. Then ask and answer.**
 Policz i napisz. Następnie porozmawiaj z kolegą/koleżanką.

1



I'm _____.

2



I'm _____.

Unit 1

Arkusz 6

1 Look and write.
Popatrz i napisz.



Is it a ball?

No, it isn't a _____.

It's a _____.



Is it a TV?

No, _____.

_____.



Is it a car?

No, it _____.

It's _____.



Is it a kite?

No, _____.

_____.

2 Trace and find. Then colour and write.
Narysuj po śladzie i znajdź. Następnie pokoloruj i napisz.


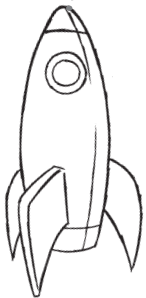
1



2



3



1 My favourite thing is a _____ . It's _____ .

2 My _____ is a _____ . It's _____ .

3 My _____ . It's _____ .

Unit 2

Arkusz 7


1 Look and write.
Popatrz i napisz.



___ _ d




___ _ a ___ _ m ___




___ _ n ___



___ r ___ t ___ _




___ _ b ___



___ o ___ s ___ _

2 Read and draw. Who is missing in the picture?
Przeczytaj i narysuj. Kogo brakuje na rysunku?



Dear Friend!

I'm Harry. This is my family. I've got a mum and a dad.

I've got a grandma but I haven't got a granddad. I haven't got an aunt or an uncle. I've got two sisters and one big brother.

I've got a cat and a small rabbit.


Love,

Harry


Unit 3

Arkusz 8


- 1 Read and draw. Then colour.**
Przeczytaj i narysuj. Następnie pokoloruj.




She's got long black hair. She's got a long neck, three long legs and six small feet.



He's got small blue eyes. He's got dark hair, four short arms and four big hands.



He's got big teeth and a big chin. He's got a small pink nose. He's got two long tails.



She's got a red mouth. She's got a big body, a long neck and glasses.

Unit 4

Arkusz 9

- 1 Listen, match and draw. Then read and write.
Pośluchaj, połącz i narysuj. Następnie przeczytaj i napisz.

lamp

book

bag

box

teddy bear



1 Where's the lamp?

It's _____.

2 Where's the book?

It's _____.

3 Where's the bag?

It's _____.

4 Where's the box?

It's _____.

5 Where's the teddy bear?





It's _____.

Unit 5

Arkusz 10

1 Look and write.
Popatrz i napisz.

dance ride a horse sing ride a bike

1  <input checked="" type="checkbox"/>	2  <input type="checkbox"/>	3  <input checked="" type="checkbox"/>	4  <input type="checkbox"/>
--	---	---	---



1 I can _____ .


3 I _____ .



2 I can't _____ .

4 I _____ .

2 Read and write. Then match.
Przeczytaj i napisz. Następnie połącz.



1 I'm small. I haven't got  _____ or hands. I've got fins and

a  _____ . I can't climb. I can  _____ .

What am I?

2 I'm big. I've got four strong legs, two big  _____













and a long nose. I can't  _____ . I can  _____

_____ and run. What am I?


Unit 6


Arkusz 11

1 Find and circle. Then write.
Znajdź i zakreśl. Następnie napisz.

1				
<hr/>				
2				
<hr/>				
3				
<hr/>				

2 Listen and draw. Then write.
Posłuchaj i narysuj. Następnie napisz.









He likes _____ ,
_____ and _____ .
He doesn't like _____ .

She _____ ,
_____ and _____ .
She doesn't _____ .


Unit 7

Arkusz 12

1 Look and write.
Popatrz i napisz.



2 Count. Write There's / There are and the number.
Policz. Napisz *There's / There are* i liczbę.



1 _____ forests.

5 _____ islands.

2 _____ small town.

6 _____ lakes.

3 _____ fields.

7 _____ long river.

4 _____ mountains.

Unit 8

Arkusz 13

1 Find the words.
Znajdź wyrazy.

tha tshors T-tishr lebt kirts rafsc koscs hirst



2 Read and match. Then colour and write.
Przeczytaj i połącz. Następnie pokoloruj i napisz.



1 She's wearing glasses. She's wearing a green sweater and a short yellow skirt. She's wearing blue shoes. She hasn't got a scarf.

2 She's wearing a purple scarf, a black sweater and a long pink skirt. She's wearing yellow socks and brown shoes.

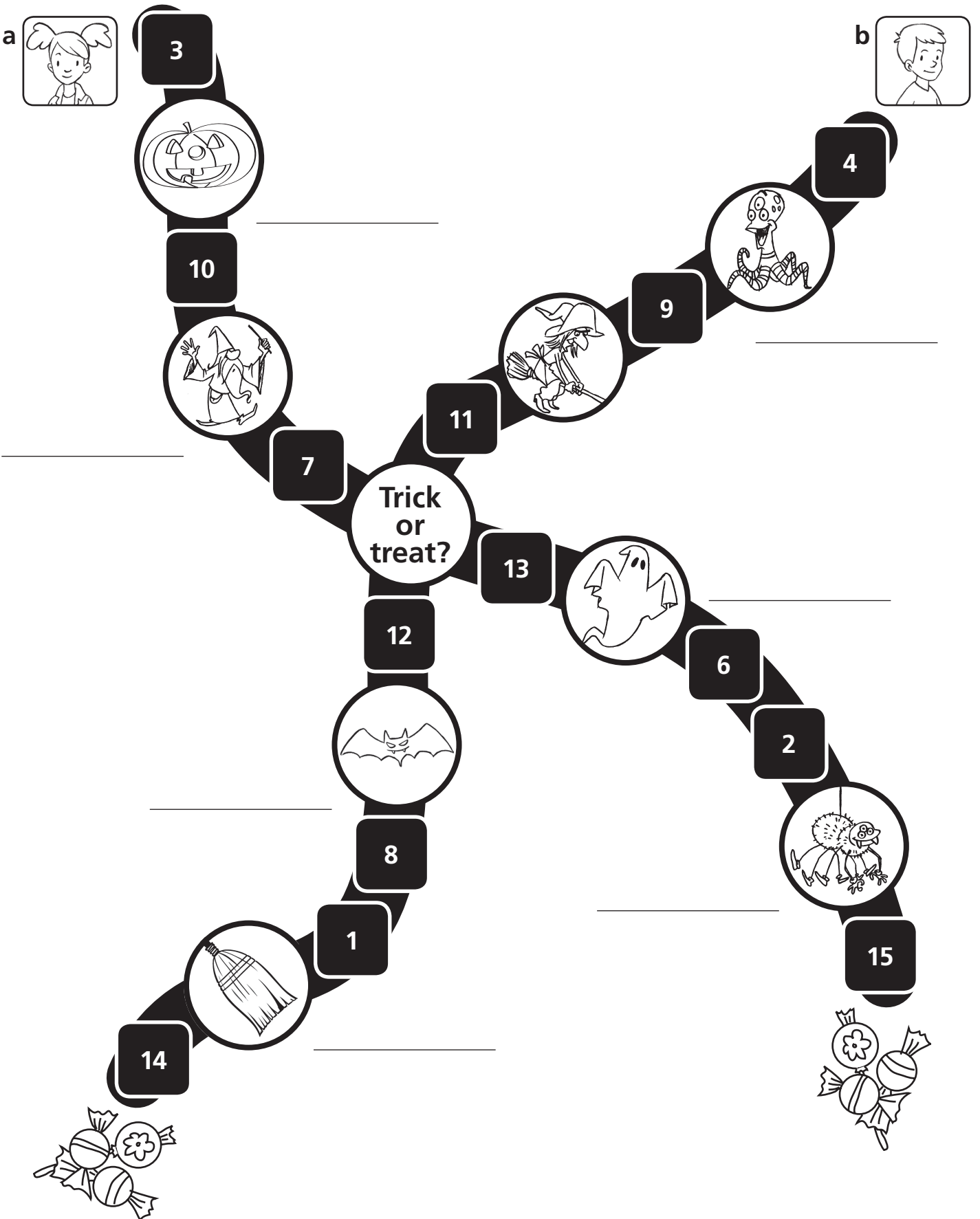
3 She's wearing glasses and a black-and-white scarf. She's wearing a blue sweater and a short grey skirt. She's wearing green socks and purple trainers.

4 She's wearing _____, a _____, a _____ and a _____. She's wearing _____ and _____.


Halloween


Arkusz 14


1 Play the game.
Zagraj w grę.





The path starts at the top left with a girl's icon (a) and ends at the bottom right with a boy's icon (b). The path consists of 15 numbered circles, each containing a different Halloween-themed illustration. The central circle contains the text "Trick or treat?". There are horizontal lines next to circles 3, 4, 7, 9, 10, 11, 13, 14, and 15. There are also illustrations of candies at the bottom left and bottom right of the path.


3  _____


10  _____


7  Trick or treat?


11  _____


9  _____


4  _____


13  _____


12  _____


6  _____

2  _____

8  _____

14  _____

1  _____

15  _____

Christmas





Arkusz 15

1 Listen and follow. Who is the computer for?
Posłuchaj i narysuj strzałki. Dla kogo jest komputer?



→					→	mum
→					→	brother
→					→	sister
→					→	dad





2 Draw the presents. Write. Then say.
Narysuj prezenty. Napisz. Następnie powiedz.



Pancake Day

Arkusz 16

1 Read and write. Then number.
Przeczytaj i napisz. Następnie ułóż zdania we właściwej kolejności.





- Eat the pancake with _____ and _____.
- Mix the _____, _____ and _____.
- Put it in the _____.
- Toss the pancake.



May Day

Arkusz 18



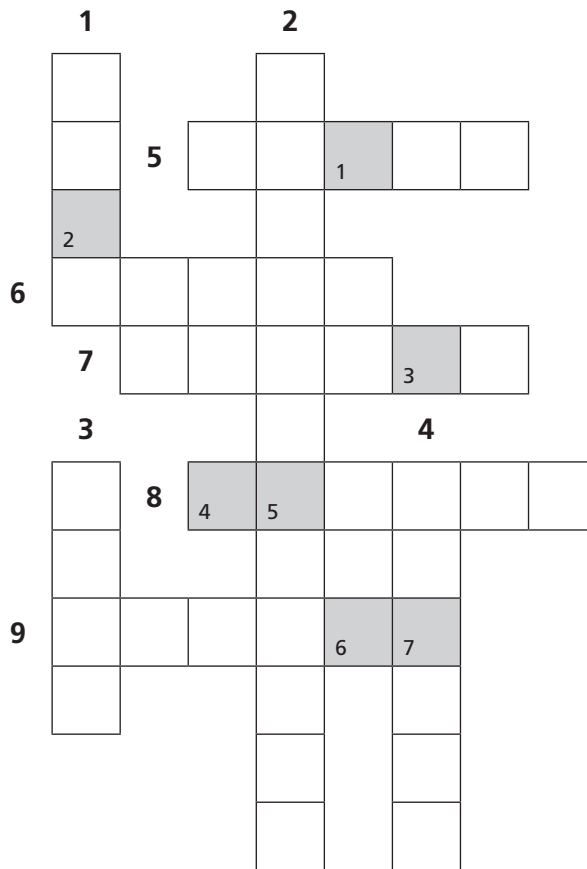




1 Find 6 differences. Then write in your notebook.
Znajdź 6 różnic. Następnie napisz w zeszycie.





Easter

Arkusz 17

1 Do the crossword. What's the mystery phrase?
Rozwiąż krzyżówkę i odgadnij hasło.



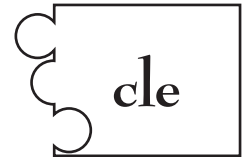

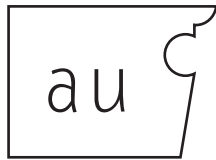


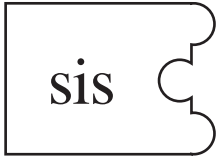
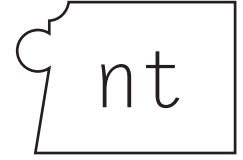


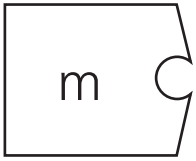
3 5 7 6 3 4 6 1 2 3



Review Units 1-2

Arkusz 19

- 1 Match the pairs. Then talk to your friend.**
 Połącz puzzle w pary. Następnie porozmawiaj z kolegą/koleżanką.



- 2 Look and write. Then count and write.**
 Popatrz i napisz. Następnie policz i napisz.

1 Is it a watch? No, it isn't a watch .

It's a _____ .

small big

2 Is it a scooter? No, it _____

_____ . It's _____ .

small big

3 Is it a robot? No, it _____

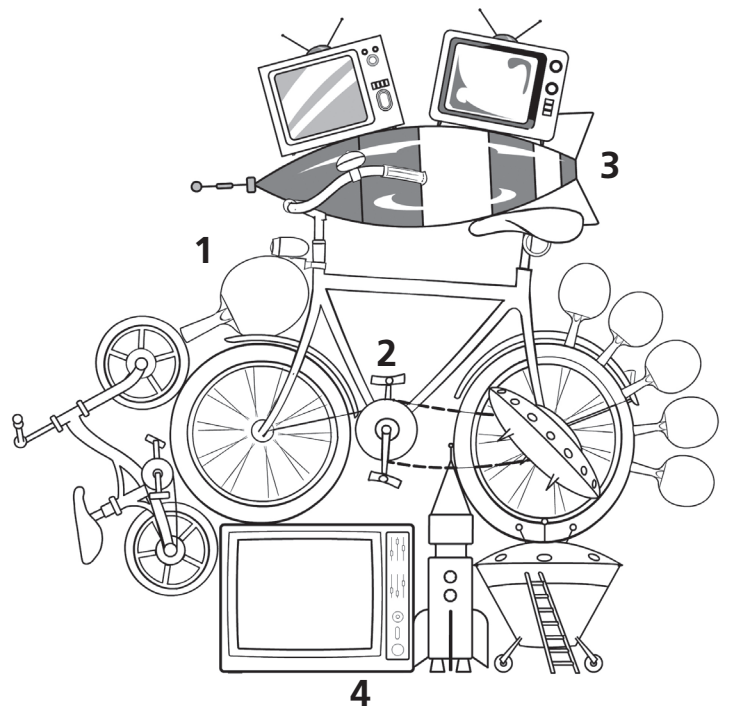
_____ . It's _____ .

small big

4 Is it a computer? No, it _____

_____ . It's _____ .


small big



Review Units 3–4

Arkusz 20

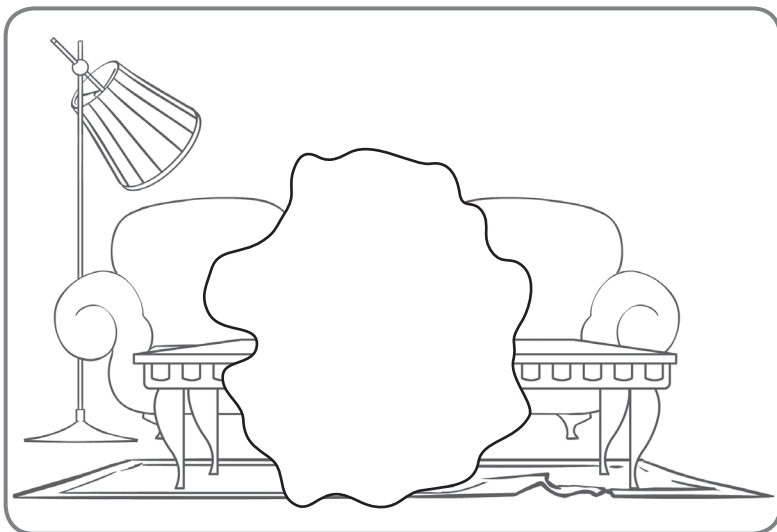
- 1 Draw, listen and colour. Then read and circle.**
Narysuj, posłuchaj i pokoloruj. Następnie przeczytaj i zakreśl.



1 The blue monster is under the bed in the bedroom. Yes / No

2 The yellow monster is under the table in the living room. Yes / No



3 The green monster is on the carpet in the living room. Yes / No



Review Units 5-6

Arkusz 21

1 Find and write. Guess the animals.
Znajdź i napisz. Jakie to zwierzę?



&	£	#	\$	}	§	•	*	?	{	+	Ø	β	[<]	/	=	¶	¥	!	€	(%	«	@
a	b	c	d	e	f	g	h	i	j	k	l	m	n	o	p	q	r	s	t	u	v	w	x	y	z

1 A: Can you § Ø « _____ ?

B: No. But I can { ! β] _____ and = ! [_____ .

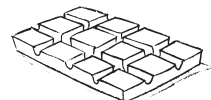
I'm a _ _ _ _ _ .

2 A: Can you # Ø ? β £ _____ trees?

B: Yes, but I can't (& Ø + _____ .

I'm a _ _ _ _ _ .

2 Look and write.
Popatrz i napisz.



Kate ☺ food starting with C: _____ .

She ☹ food starting with P: _____ .











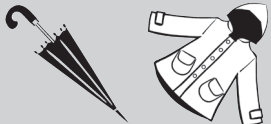









Lucas ☺ food starting with M: _____ .

He ☹ food starting with S: _____ .

Review Units 7-8

Arkusz 22


- 1 **Play the game.**
Zagraj w grę

<h1>Start! Go!</h1>		19 Say. 	18 Jump to 20. 	17 Say. 
		20 Say a tongue twister (Unit 7).		16 Can you ...? 
		21 What's he wearing?		15 Yes or No? There are five cars. 
1 Jump to 5. 		22 Ups! Go back to 15. 	14 Have you got ...? 	
2 Sing a song (Unit 7). 		Well done! You're the winner! END!	13 Say. 	
3 STOP! Wait! 			12 What's she wearing?	
4 Say. 		11 Sing a song (Unit 8). 		
5 Say. 		10 Touch your ears.		
6 Hurray! Go to 10. 	7 What are you wearing?	8 Sit down in the forest and wait two turns. 	9 Ask you friend: name? age? favourite toy?	
				

Arkusz 1

- 1 Read, draw and colour.**
Przeczytaj, narysuj i pokoloruj.

Draw my face.
I've got three eyes.
I've got a big nose.
I've got a big mouth
and big teeth.
I've got two small ears.
My hair is pink.
My ears are yellow.
My eyes are green.



Arkusz 2

1 Write.
Napisz.

The ball is _____
my _____.

The ball is _____
my _____.

on
under

head

head arm leg body hair hand (x 2) foot feet (x 2)

Arkusz 3


1 Choose. Then write.
Wybierz. Następnie napisz.



A monkey's got long / short arms
and long / short legs. It can / can't
climb trees.



A bear's got long / short legs. It
can / can't swim. It can / can't fly.



An elephant's got a _____ nose.
It _____ walk.
It _____ jump.


Arkusz 4

1 Write.
Napisz.

My granny's wearing _____
_____.

My sister's wearing _____
_____.

The twins are wearing _____
_____.



sweater boots hat T-shirt shorts trainers coat trousers

7 Complete the table. Add one pet.

Then ask three friends and tick (✓) or cross (X).



Uzupełnij tabelkę. Dodaj jedno zwierzę domowe.

Następnie zadaj pytania trzem osobom i zaznacz ✓ (Tak) lub X (Nie).

Have you got a ...					
	brother?	sister?	cat?	dog?	_____?
Me					
Friend					
Friend					
Friend					



12 Read the letter and underline the answers in the text. Then complete the table.



Przeczytaj list i podkreśl odpowiedzi w tekście. Następnie uzupełnij tabelkę.


Dear Friend!
 Hello! I'm Anna. I'm eight. I've got red hair and blue eyes.
 I've got a mum and a dad. I've got two brothers. I haven't got a sister.
 I've got a dog and a rabbit. I like animals!
 How old are you? Have you got a sister?
 Love,
 Anna

Name	Anna
How old	1
Hair	2
Eyes	3
Family	4
Pets	5

15 Look at the picture and write the words. 

Opisz rodzinę. Popatrz na obrazek i napisz właściwe słowa.

sister granddads brother uncle
cousin aunt grandmas dad



This is my family tree. I've got two ¹ granddads
and two ² _____. I've got a mum and
a ³ _____. I've got an ⁴ uncle.
I haven't got an ⁵ _____. I haven't got
a ⁶ cousin. I've got a twin ⁷ _____.
I haven't got a ⁸ _____.




16 Look and complete the text about this animal. 

Popatrz i uzupełnij tekst na temat tego zwierzęcia.

beak wings fins swim tail legs fly

It's got four ¹ _____. It's got a short ² _____.
It's got a ³ beak
but it hasn't got ⁴ _____.
It can't ⁵ _____.
It can ⁶ _____
but it hasn't got ⁷ fins.

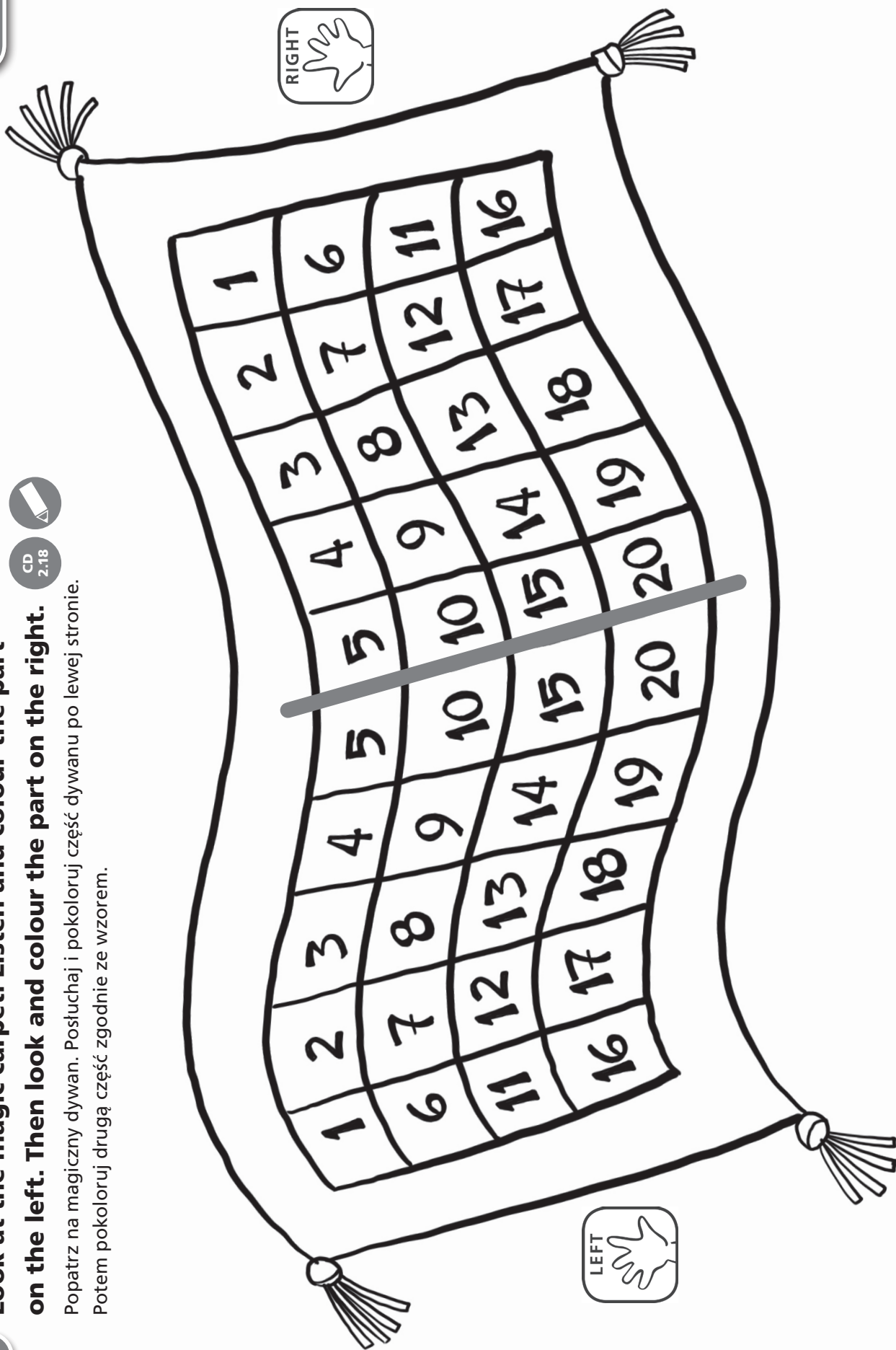


16

Look at the magic carpet. Listen and colour the part on the left. Then look and colour the part on the right.



Popatrz na magiczny dywan. Posłuchaj i pokoloruj część dywanu po lewej stronie. Potem pokoloruj drugą część zgodnie ze wzorem.



6 Listen and draw the smileys. Then say.

CD 2.43



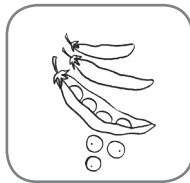
Posłuchaj i narysuj buźki. Potem powiedz.



1



2



PHOTOCOPIABLE © Pearson Education Ltd. 2015

New English Adventure 2

15 Read the postcard. Write the missing words.



Przeczytaj tekst na pocztówce. Uzupełnij go właściwymi wyrazami.

like town white island

Dear Grandma,

I'm on an ¹ _____ in Greece.

It's Santorini. This is the ² _____.

There are lots of small ³ _____

houses here. I ⁴ _____ Santorini!

Love,



Katie



7 Cut out and colour. Then listen and play.



Wytnij obrazki i pokoloruj je. Potem posłuchaj i zagraj w grę.



1 Listen, point and repeat. Then listen, colour and write.

CD 3.34



Posłuchaj, wskaż obrazki i powtórz wyrazy. Potem posłuchaj, pokoloruj i napisz wyrazy.

wizard spider monster mask broomstick

1 _____



2 _____



3 _____

4 _____



5 _____



PHOTOCOPIABLE © Pearson Education Ltd. 2015

New English Adventure 2

1 Listen and read. Then complete the text.

CD 3.46



Posłuchaj nagrania i przeczytaj tekst. Uzupełnij go właściwymi wyrazami.

leaves crown maypole ribbons dance flowers

I like May Day. There's no school.

I'm wearing a ¹ _____ .

There are ² _____ and ³ _____

on my crown.

Look at the ⁴ *maypole* _____ .

There are red and blue ⁵ *ribbons* _____ .

I can sing and ⁶ _____ . Can you dance?

